

Alien Syndrome™

They've come from beyond the galaxy and taken your friends hostage.

You're an Earth Command Trooper.
You're going to get them back!



Sega Customer Service, 573 Forbes Blvd., South San Francisco, CA 94080

Inside California (415) 742-9300
Outside California (800) USA SEGA

Distributed by Tonika™ Corporation
6000 Clearwater Drive,
Minnetonka, MN 55343

SEGA®
FROM TONIKA

A TWO-MEGA CARTRIDGE.

ALIEN SYNDROME and SEGA are trademarks of Sega Enterprises, Ltd., a CSK Group Company.

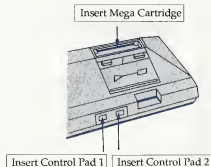
PRINTED IN JAPAN

© 1988 Tonika Corp. All Rights Reserved.

Loading Instructions: Starting Up

1. Make sure the power switch is OFF.
2. Insert the ALIEN SYNDROME™ cartridge as described in your SEGA SYSTEM™ manual.
3. Turn the power switch ON. If nothing appears on the screen, recheck insertion.

IMPORTANT: Always make sure the Power Base is turned OFF when inserting or removing your Sega Card/Cartridge!™



What's Happening

The Year: 2089. A mysterious alien space fleet invades human occupied space. Called the Alien Syndrome,TM they are unlike anything mankind has ever encountered. Their ships are as large as cities. They have weapons powerful enough to destroy planets. With the entire human race threatened, the Alien Syndrome must be stopped.

A battalion of Earth Command Troopers attacks the alien fleet. But they are captured and held hostage. In desperation, Earth Command asks for volunteers to go on a rescue mission.

Only two soldiers are brave enough to step forward. They are Earth Command Troopers RICKY and MARY, the meanest combat troopers in the galaxy!

Armed only with a short range combat rifle, they must infiltrate all seven alien ships, rescue the hostages and escape...alive!

The odds are against them. The aliens can appear anytime... anywhere. The hostages are depending on RICKY and MARY...and on you!



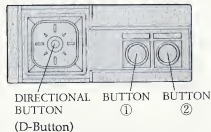
RICKY



MARY

Taking Control

The following illustration shows you the control points on your SEGA Control Pad. Throughout this instruction book the controls will be referred to by the name indicated in the illustration.



For one player game: Press START BUTTON on Control Pad #1.

For two player game : Press START BUTTON on Control Pad 2.

D-Button moves the player

Button 1:

- To start game
- To shoot

Button 2:

- To see message screen

Game Object

The object of Alien Syndrome™ is to rescue the hostages aboard each alien ship, exit and defeat the Alien Boss before a time bomb blasts the ship to pieces.

There are seven Rounds. Each has one alien ship:

Round 1: Calliope
Round 2: Clio
Round 3: Erato
Round 4: Euterpe

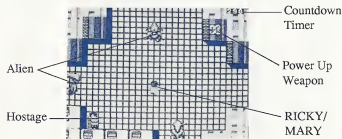
Round 5: Melpomene
Round 6: Thalia
Round 7: Urania

Getting Started

For a one player game, press Button 1 on Control Pad 1. You will be RICKY.


For a two player game, press Button 1 on Control Pad 2. Player 2 will be MARY, and will take turns with player 1.

When the game begins, you will see this screen:



Message Screen

If you press Button 2 during the course of the game, you will see a message screen. This will show you the high score, the number of lives you have left, the number of hostages left to rescue aboard the ship and the number of points you have. The number of hostages will reduce with each one you rescue. Pressing Button 2 again will get you back into the game.



Know Your Friends

The hostages. They are the humans wearing green coveralls. Rescue them by placing your player on top of them. When you have rescued all hostages aboard the ship, an exit door will open, allowing you to fight the Alien Boss.

Know Your Enemies

Aliens:

There are two kinds of aliens in each round, each kind a different color. If they touch your player, you lose a life. They can also shoot at your player. If you are hit, you also lose a life.

Aliens can appear anytime...anywhere...by flickering into existence. They cannot harm you when they are flickering and you can't shoot them! You are safe even if they appear under your player. But as soon as they become solid they are deadly. If an alien appears under your player, move and get ready to shoot!

Defenders:

You'll find them in every room...on every ship. They look like round, green, sleeping faces. But get close enough and they shoot to kill! And if you touch one...you lose a life.

Luckily, they can't move. You can knock them out temporarily with a well placed shot. When hit, Defenders turn gray and become harmless. But after a short while they become active again. Be extra alert when battling groups of aliens. The Defenders can turn the fight against you!

Alien Bosses:

These large and dangerous enemies are the most powerful aliens you will find on each ship. They guard the exit stations. You can't proceed to the next ship unless you defeat the Alien Boss.

Every Alien Boss has a weak spot. The only way to defeat an Alien Boss is to discover it and shoot him there. You will know when you find it. Each time an Alien Boss is hit in a weak spot, his body flashes.



Round 1
Squime



Round 2
Aargh



Round 3
Tacapy



Round 4
Masher



Round 5
Haggah



Round 6
Minosar



Round 7

Upgrading Your Weapons

When the aliens captured the Earth Command Troopers, they placed the trooper's weapons in different places throughout the ships. You will find them in the walls. If RICKY or MARY touches the weapon, they have use of it until they get a new weapon or are killed.



FireBall: A flame thrower that shoots large bursts of fire! Makes it easier to hit the enemy.



Laser: Laser rifle is powerful enough to blast through groups of aliens with one shot!



Smart Bomb: Touch this symbol and every alien on the screen will be destroyed.



Warp: Getting this symbol will instantly "warp" you to another part of the alien ship you are in.



Mystery: Depending on where you are in the ship, this symbol will make you temporarily invincible...or nothing will happen.

If you happen to get **[N]**, your present weapon reverts back to the one that you had originally.

Know The Score

Alien	200 points
Defender	500 points
Alien Boss (each hit).	100 points
Alien Boss Helpers	200 points
Hostages Rescued (each)	200 points

Bonus Points

At the end of every round you receive bonus points for the time remaining, and for each weapon you took from the wall.

Time Bonus = 100 points for each second remaining.

Weapons Bonus = 200 points for every weapon you picked up.

Oops. Try Again.

You start the game with 3 RICKYs or 3 MARYs. When you lose all your lives, the game is over.

When your score reaches 50,000 points, you get an additional life. After that you receive additional lives for each 10,000 points.

You lose a player when he/she is shot by an alien or defender, or if the player fails to complete the round before the time bomb explodes.

Helpful Hint

Try using the FireBall to destroy the Alien Bosses.

Scorebook

Date				
Name				
Score				

Date				
Name				
Score				

Date				
Name				
Score				

Date				
Name				
Score				

Scorebook

Date				
Name				
Score				

Date				
Name				
Score				

Date				
Name				
Score				

Date				
Name				
Score				

Handling The Mega Cartridge™

- The Mega Cartridge is intended exclusively for the Sega System™.
- Do not bend, crush or submerge in liquids.
- Do not leave in direct sunlight or near a radiator or other source of heat.

90-Day Limited Warranty Sega® Card/Cartridge

To validate the following 90-day limited warranty, your sales slip or proof of purchase should be retained at time of purchase and presented at time of warranty claim.

90-Day Limited Warranty

Sega of America, Inc. warrants to the original consumer purchaser that this Sega Card™/Cartridge™ shall be free from defects in material and workmanship for a period of 90 days from the date of purchase. If defect covered by this warranty occurs during this 90-day warranty period, Sega will repair or replace the defective card/cartridge, at its option, free of charge. This warranty does not apply if the defects have been caused by negligence, accident, unreasonable use, modification, tampering or any other causes not related to defective materials or workmanship.

To receive fast, reliable service, call the Sega Customer Service Department at the following numbers:

Outside California: 800-USA-SEGA

Inside California: 415-742-9300

Our Customer Service Department is in operation from 9:00 AM to 5:00 PM (Pacific Time), Monday through Friday. *Do not return your Sega Card/Cartridge to your retail seller.*

Sega's service center is located at the following address:

Sega of America, Inc.

Warranty Repair

573 Forbes Blvd.

South San Francisco, CA 94080

Limitations On Warranty

Any applicable implied warranties, including warranties of merchantability and fitness for a particular purpose, are hereby limited to ninety days from the date of purchase and are subject to the conditions set forth herein. In no event shall Sega of America, Inc. be liable for consequential or incidental damages resulting from the breach of any express or implied warranties.

The provisions of this warranty are valid in the United States only. Some states do not allow limitations on how long an implied warranty lasts or exclusion of consequential or incidental damages, so the above limitations of exclusion may not apply to you. This warranty provides you with specific legal rights. You may have other rights which vary from state to state.

Errate

Page 8 (Please change as below.)

Smart Bomb symbols;



Last paragraph, marks;

